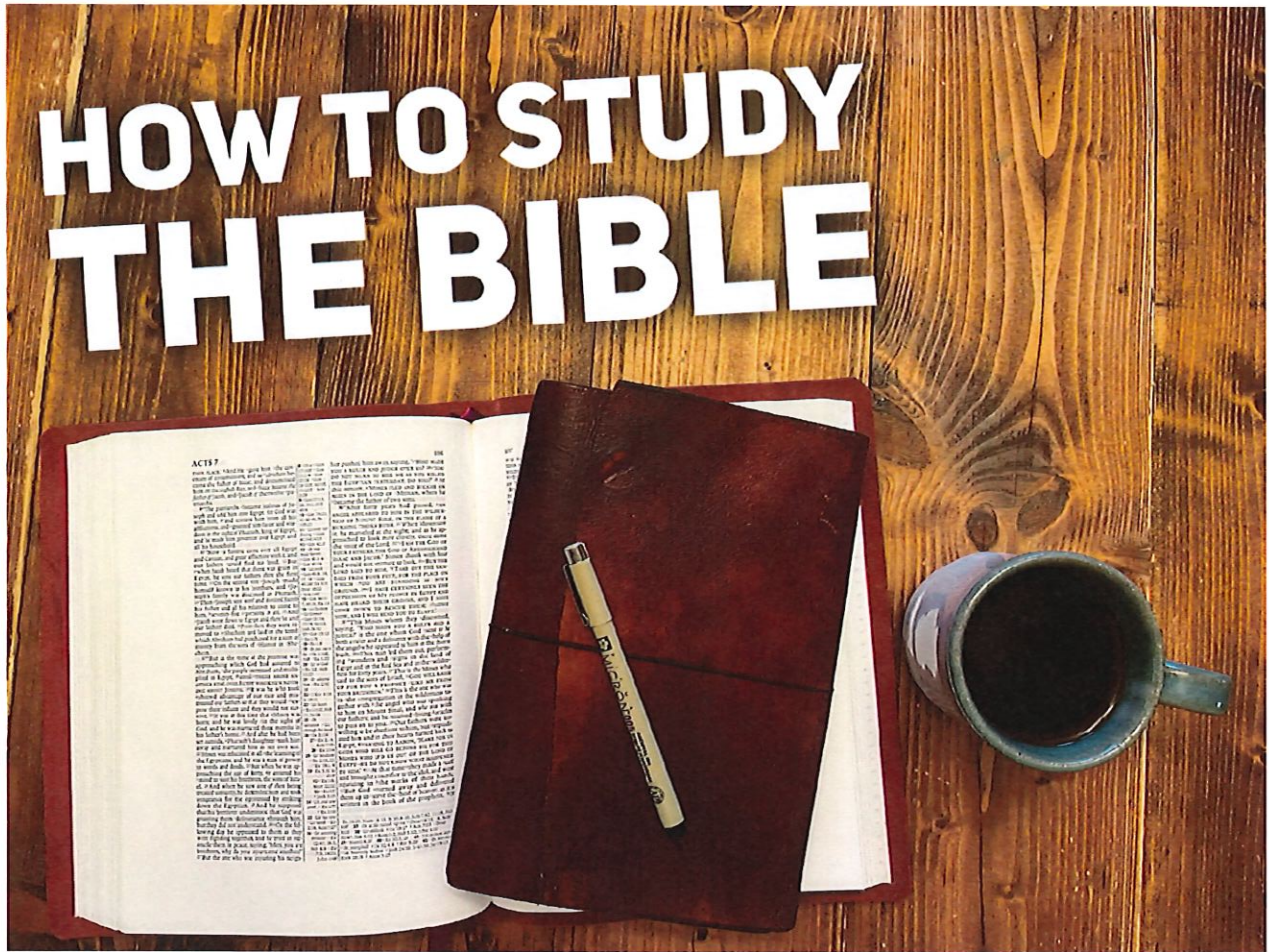

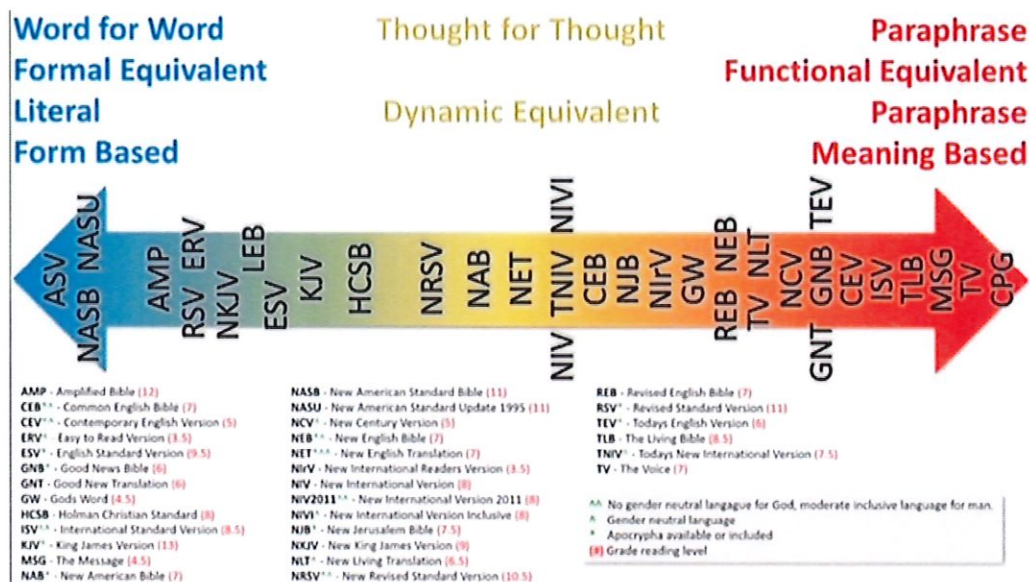


# HOW TO STUDY THE BIBLE



# Bible Study Tools

1. **Bible** – First and foremost, you need a Bible! It’s important to use a translation that is understandable. I use the NASB 1995 edition. The NASB is a more literal translation (Formal Equivalent) versus (Paraphrase). Although electronic devices are great, I prefer to use a physical Bible.
  - a. **Study Bible** – A good study Bible provides book overviews, simple to understand commentaries, charts and maps. (Life Application is a great option).
  - b. **Electronic Bible** – I also use ([biblegateway.com](http://biblegateway.com)) and the (YouVersion Bible App).  These electronic Bibles allow you to be able to look up verses in multiples translations which is helpful for study.



2. **Journal** – A notepad or journal is another helpful tool when studying the Bible. Use a simple pen or pencil to write down thoughts, prayer requests, and specific things the Lord is teaching you.
3. **Concordance** – A concordance will allow you to do in-depth Bible study. You will be able to look up specific words in the original languages (Koine Greek, Hebrew, Aramaic) as well as see which passages use these specific words. I use ([blueletterbible.org](http://blueletterbible.org)) which contains an electronic concordance.
4. **Bible Dictionary** – A Bible dictionary will help bridge the wide gap in time and culture that separates the student from the original readers, by providing the sort of information that will help one have a clearer understanding of the Bible.<sup>1</sup>
5. **Commentary** – A commentary is another helpful tool to help you better understand a specific passage. There are several types of commentaries (single volume, multiple volume set, and individual books). Complete volumes are good but provide more concise information. On the other hand, individual book commentaries are thorough and provide detailed information for most verses.

<sup>1</sup> Don Fleming, World's Bible Dictionary.





*I will meditate on Your precepts And regard Your ways. - Psalm 119:15*

# The **S.O.A.P.** *Self Feeding* **DAILY** **Devotional Plan**

---

***S.O.A.P. stands for Scripture, Observation, Application, and Prayer.***

It is a method of Bible journaling developed by Pastor Wayne Cordeiro. It's a great way to get more out of reading your Bible, and allows you to record your thoughts, emotions and the revelation you receive from God's Word.

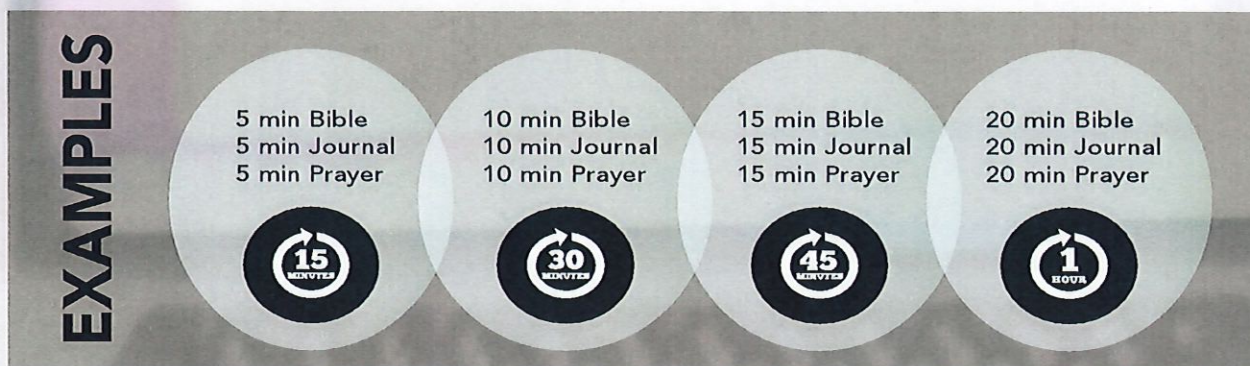
As beneficial as the bible is, you only benefit from it based on what you do with it

- Dr. Maurice Pugh



## Getting Started

- 1. Time and Place:** Find a quiet time and space to read your Bible, preferably at the same time each day. Many people find that reading scripture in the morning helps get their day off to a focused start.
- 2. What to Read:** You can follow a reading plan through the entire Bible, or the New Testament. Or you can select one book of the Bible to work through at a time. If you don't know where to start, pick a Gospel (Matthew, Mark, Luke, or John), and then work your way through it and on through the rest of the New Testament.
- 3. Use a Journal:** You can use a paper journal, or electronically record your daily entries.
- 4. Time Breakdown:** 1/3 Bible - 1/3 Journal - 1/3 Prayer



## S.O.A.P.

### Scripture

Read meditatively and thoughtfully through a portion of Scripture. Pick a verse or two that stood out to you and write it in your journal.

### Observation

Now write some observations about the verse(s) or passage. What is this passage or verse saying? About God? About people? How is Christ revealed in this?

*O how I love  
Your law!  
It is my  
meditation  
all the day.  
- Psalm 119:97*

### Application

Now write a few sentences on how this passage applies to your life. Is there truth about God that you are to believe? A promise to receive? Is the Holy Spirit convicting you of something you need to do or stop doing in light of God's truth?

What specific principle are you challenged to practice based on Scripture, prayer, and reflection? Be doers of the word and not merely hearers. (James 1:22)

### Prayer

Now write out a prayer to God in response to this Scripture. This is a way to turn God's Word to you back to Him. Be honest and express your heart to Him. God always listens and He delights in your prayers. (Psalm 34:15; Proverbs 15:8)

*Your word I have treasured in my heart, That I may not sin against You. - Psalm 119: 9-11*



# BOOK OF JAMES SEPTEMBER 2022

**S.O.A.P.**  
Scripture. Observation. Application. Prayer.

Wednesday Bible Study

SUN	MON	TUE	WED	THU	FRI	SAT
				1	2	3
4	5	6	7	8	9	10
11	12	13	14	15	16	17
			Introduction to SOAP - Bible study tools - Bible study tips	SOAP: James 1:1-4	SOAP: James 1:5-8	SOAP: James 1:9-11
18	19	20	21	22	23	24
SOAP: James 1:12-15	SOAP: James 1:16-18	SOAP: James 1:19-21	James 1 - Overview - Discussion	SOAP: James 1:22-27	SOAP: James 2:1-7	SOAP: James 2:8-13
25	26	27	28	29	30	
	SOAP: James 2:14-17	SOAP: James 2:18-26	James 2 - Overview - Discussion	SOAP: James 3:1-5	SOAP: James 3:6-12	

